

Technical Data Sheet Universal 210 Primer

1. Product and Storage Information

Product Description: A UV Curable Primer. Can be tinted. For use as a primer for metal and plastic. Upon exposure to UV light, the coating cures tack-free within 4 minutes or less. The cured coating has excellent adhesion and is compatible with most waterborne and solvent base coats. Can be applied to previously finished and fully cured substrates. The formulation is 100% solids containing zero solvents or HAPs (100% VOC free). The product exhibits no off-gassing, resulting in low to no shrink (superior wetting). The product does not require a catalyst or reducer and is ready to use as is.

Storage: The product should be stored within the temperature range of 50°F to 90°F and in the original container. Do not return unused material into the original bottle.


2. Application



Use suitable respiratory and PPE equipment

See Section 6 (Liability/Hazard Info) for more details

Technical Data Sheet Universal 210 Primer




Preparation Process: Use 90-99% isopropyl alcohol (IPA) to prep before application of the coating.

You may use a wax and grease remover or tack cloth, to prepare the surface to be coated, but it must be followed up with a 90-99% isopropyl alcohol (IPA) prep prior to application of the coating.

Application Process: Shake or Stir well before use. Apply in a well-ventilated area, use appropriate PPE and a respirator (full / half mask) for spray coating (refer to SDS). Brush, roll, or spray onto substrate. Product can be applied at temperature ranges of between 60°F and 112°F as well as humidity between 20% and 97%. Product temperature should be at minimum 72°F. Depending on spray equipment, product may need to be reduced up to 20% to spray viscosity with 90-99% isopropyl alcohol, Substrate temperature should be at minimum 60°F. Any spray equipment may be used. The recommended tip size is 1.0 - 2.0 mm. Follow standard shop practice when spraying. The remaining unused polymer should be stored in an opaque container and may be reused as long as the viscosity has not increased. Unused polymer should not be returned to the original container. The spray equipment can be cleaned with isopropyl alcohol or acetone.

WARNING: material will start curing immediately when applied in direct or indirect sunlight.



Build Coats:

1. Apply light wet coat and let product flow to desired profile.
2. Cure for 2-4 min with UVA curing light.
3. For additional coats thoroughly degloss with 320-800 grit paper or pad and prep with IPA to recoat.

*Note: For vertical applications recommended coverage 1-1.5 mil per coat.

Build to desired mil thickness.

NOTE: Not recommended to exceed 4 mils above existing surface or pre-existing finish. Sealer is designed to be very rigid to improve holdout for top coats and is not designed to be polished.

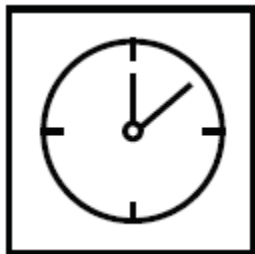
Spray Gun Set-Up / Application Pressure:

RP - Gravity Feed	1.0 - 2.0 mm	18 -35 psi
HVLP - Gravity Feed	1.0 - 2.0 mm	Max 20 psi (cap)

Technical Data Sheet Universal 210 Primer

3. UV Through Cure Verification

Use this procedure to verify your UVA light is adequate to thoroughly cure the product.



1. Use a test article and apply a 3 mil coat.
2. Cure with UV light 2 minutes.
3. Let rest for 10 minutes.
4. Check for a tack free surface. If it's not tack free then it has insufficiently cured*.
5. Take 220 grit sandpaper and sand completely through looking for dry powder all the way through. If you encounter gummy material or clogged sandpaper then it has insufficiently cured*.

***An insufficient cure indicates that the UVA light is unable to cure the product.
(This could be due to the distance or total output power of the light)**

4. Cleaning Process

Use isopropyl alcohol and/or acetone to clean tools and equipment. Cure excess or unwanted material on surfaces or filters with UV light.

5. Material Details

Solid Content	100%
Volatile Organic Content	0%
Coverage @ 1 mil	1608 sq. ft./gal

6. Liability/Hazard Info

Technical Data Sheet Universal 210 Primer

See SDS for complete information.

Although the product is VOC free it should be used in a well-ventilated area.

If skin contact occurs immediately wash with soap and water.

Harmful if swallowed.

Causes skin and eye irritation and may cause an allergic skin reaction.

WARNING: Exposing open containers or barrels of product to direct or indirect sunlight will result in a runaway exothermic reaction. Product is unstable until properly cured.

Standard Disclaimer: EXCEPT AS SPECIFIED ABOVE OR PROHIBITED BY APPLICABLE LAW. ALL EXPRESS OR IMPLIED CONDITIONS AND WARRANTIES, INCLUDING, WITHOUT LIMITATION, ANY IMPLIED WARRANTY OR CONDITION OF MERCHANTABILITY OR FITNESS FOR A PARTICULAR PURPOSE, OR ACCURACY OF ANY INFORMATIONAL CONTENT, ARE HERE BY EXCLUDED AND DISCLAIMED BY CLEAN ARMOR TECHNOLOGY, LLC; AND IN NO EVENT WILL CLEAN ARMOR TECHNOLOGY, LLC BE LIABLE FOR ANY SPECIAL, DIRECT, INDIRECT, CONSEQUENTIAL, INCIDENTAL, OR PUNITIVE DAMAGES HOWSOEVER ARISING AND REGARDLESS OF THE THEORY OF LIABILITY, EVEN IF ADVISED OF THE POSSIBILITY OF SUCH DAMAGES. PRODUCTS, PRICES, AVAILABILITY, SPECIFICATIONS, AND OFFERS ARE SUBJECT TO CHANGE OR CANCELLATION AT ANY TIME WITHOUT NOTICE.

Personal Protective Equipment: Eye/face protection: Face shield and safety glasses Use equipment for eye protection tested and approved under appropriate government standards such as NIOSH (US) or EN 166(EU).

Skin protection: Handle with gloves. Gloves must be inspected prior to use. Use proper glove removal technique (without touching gloves outer surface) to avoid skin contact with this product. Dispose of contaminated gloves after use in accordance with applicable laws and good laboratory practices. Wash and dry hands.

Body Protection: Use full paint suit with hood, The type of protective equipment must be selected according to the concentration and amount of the dangerous substance at the specific workplace.

Respiratory protection: Where risk assessment shows air-purifying respirators are appropriate use a full-face respirator with multi-purpose combination (US) or type ABEK (EN 14387) respirator cartridges as a backup to engineering controls. If the respirator is the sole means of protection, use a full-face supplied air respirator. Use respirators and components tested and approved under appropriate government standards such as NIOSH (US) or CEN (EU).

Control of environmental exposure: Do not let product enter drains.